Calderdale Council

Calderdale Council and the Environment

April 2010 - March 2011

How the Council manages its environmental impacts

Contents

	Page
Introduction	3
Calderdale Council	4
Environmental Policy	5
Environmental aspects and impacts	7
Energy use and CO2	9
Air quality	11
Water quality	12
Waste management	13
Raw materials	15
Biodiversity	16
Environmental Performance	17
Contacts	19

Introduction

Welcome to the second public environmental statement of Calderdale Council covering the year April 1st 2010 to March 31st 2011. The Council recognises the importance of the environment as a major factor in people's quality of life and therefore introduced the Eco Management & Audit Scheme to improve our performance. This statement provides transparency regarding the environmental performance of the Council, enabling residents, businesses and partners to see what the Council is doing to support our commitments.
The full statement has been independently verified and is available through the contacts on the back page.

Together with our partners the Council is committed to improving the quality of our environment and this is demonstrated through our environmental policy. Across the district we have seen residents throwing away less waste and our per capita CO2 emissions are also falling which is good news. We are also seeing improvements in biodiversity with the establishment of new Local Wildlife Sites.

Councillor Barry Collins
Cabinet Member Economy and Environment,
Calderdale Council

EMAS
Verified environmental management

Calderdale Council

Calderdale Council has made a public commitment to prevent pollution, comply with environmental law and to improve its performance - this is outlined in its Environmental Policy.
The environmental impacts of Council services are managed through an independently monitored Environmental Management System.

The Council acts as a community leader determining policy and, with its local partners agrees the overall community strategies for the Calderdale district. The Full Council meetings; provide an opportunity for all Councillors to discuss issues concerning the district.

Calderdale is an area of over 140 square miles. It forms a vital corridor between the Peak District and the Dales and is itself an area of natural beauty with significant environmental value.

Environmental Policy

Calderdale Council's Environmental Policy

The Council, together with its partners, are committed to a vision for the future of Calderdale where it is a place with a clean, healthy, unpolluted and attractive environment safeguarded for future generations.

The Council's Environmental Policy highlights one way in which it will contribute to the delivery of this vision.

"We will improve the environment in Calderdale by recognising the Council's impact on it and implementing and maintaining an environmental management system."

Our Aims

In delivering this Policy the Council will comply with environmental legislation its legal and other environmental requirements, work to prevent pollution and continually improve its environmental performance.

The Council will ensure that all staff and members are fully aware of this policy and how they can play their part in delivering the Environmental Management System.

The Council will lead by example and will work with suppliers, contractors and in partnership with the wider community to raise environmental awareness and improve environmental standards.

Action Areas

The Council will develop a programme of work, with indicators, objectives and targets, which will manage our identified significant impacts.

Some of these work areas will include:

- Reducing our use of natural resources, including water, wood and paper.
- Reducing the risk of water pollution.
- Reducing, re-using and recycling wastes from council operations and from households.
- Carefully managing the use of substances that pose a risk to the environment (including hazardous wastes, chemicals, oils and paints).
- Increasing energy efficiency and reduce our green house gas emissions.
- Enhancing green spaces.
- Assessing the Council's policies and practices for their impacts on the environment.
- Minimising the environmental impacts of travel.
- Improve air quality.

This Policy was approved on September 30th 2010. Copies are available by contacting the address on the back page.

Environmental Impacts

Calderdale Council recognises that it has an impact on the environment through the delivery of its services. Below is a summary of the significant impacts:

Activity	Potential impact
Use of electricity & fuels to run buildings, machinery and transport.	Loss of natural resources; Climate change; Local air pollution.
Waste disposal from buildings, maintenance and other operations.	Land contamination; Hazardous waste; Use of landfill space.
Improving & maintaining the district transport network.	Use of natural resources; waste disposal; Impact on biodiversity of works.
Vehicle washing, building cleaning and toilet facilities.	Use of water; impact on water quality.
Managing Green spaces.	Impact on biodiversity.
Adapting to climate change.	Effect on environmental, social & economic conditions.
Construction, refurbishment & maintenance of Council buildings.	Natural or non renewable resource depletion & waste disposal.
Discharges to water from buildings, markets, vehicle washing & highway salt storage.	Water quality, impact on wildlife through contamination of watercourses.

Environmental Impacts continued...

Activity	Potential impact
Planning and building control – processing planning applications.	Land use impact on biodiversity, visual amenity & local issues. Influence energy use & transport.
Business and tourism support services.	Influencing business and visitor travel, influencing CO2 emissions from businesses.
Housing energy efficiency advice.	Influencing CO2 emissions from residents (affecting climate change).
Working with suppliers and partners.	Influencing environmental performance of contractors, suppliers and partners
Transport planning.	Influencing district travel affecting climate change, air quality and congestion.
Household waste collection, treatment and managing closed landfill sites.	Land contamination, Landfill gas & lechate, Hazardous wastes, Use of landfill space and impacts of other disposal routes.
Private sector housing energy efficiency.	Addressing Climate Change and resource use.

Energy use and CO2

Between April 2010 and March 2011 Calderdale Council Schools increased their energy use by 3.3% from 52,344 MWh to 54,155 MWh. The increase in energy use is partly attributed to the 2009/10 closure of many schools due to the winter weather. Non School energy use has actually reduced slightly by 92 MWh, this is despite the new Brighouse Pool and Shay Stadium becoming operational.

Above the Brighouse Swimming Pool & Fitness Centre which was built close to transport links and using sustainable design principals.

Opposite shows the solar panels installed on Luddenden Foot Junior & Infants School. The panels generate 10kw of clean energy per day meeting the Schools electricity needs.

Energy use and CO2 continued...

Carbon Dioxide emissions across Calderdale district

The Calderdale district has seen a reduction in the tonnes of CO2 emissions per capita from 6.7 in 2007/08 to 6.6 in 2008/09. Reduced emissions can be generally attributed to the recent economic downturn.

Thermal Imagery map of an area in Calderdale. Red areas highlight where heat is being lost through a lack of insulation.

Housing Energy Action Team

Provide advice to help people:

- Reduce fuel bills
- Improve living conditions
- Reduce CO2 emissions

Call today on **0845 245 6000**

the warm front team
A GOVERNMENT FUNDED INITIATIVE

Planned improvements

The Council will soon be launching 'Calderdale's Energy Future' a Climate Change Strategy to help the district become more energy efficient and reduce Green House Gas emissions. You can contact the Environmental Management Team for more information.

The Council is delivering a £400K retrofit project in preparation of meeting the 10:10 pledge (where the organisation strives to achieve a 10% reduction on the CO2 emissions of 2010 by the end of 2011) and the Council is currently installing improvements in Northbridge Leisure Centre and Halifax Pool.

Air Quality

Transport emissions are a major contributor to CO2 emissions for the Council and the district as a whole. To minimise the impact of council transport on CO2 emissions, the council has a travel plan which aims to reduce single occupancy car use and maximise council staff us of sustainable transport.

The plan targets staff commuting as well as business travel. Measures include a corporate metro card for staff to use on business which improves the ease of using public transport. The council also promotes car share across the district by fundingcalderdalecarshare.com **www.wycarshare.com** which enables staff, residents and visitors to find and arrange lifts around the district and further afield.

Calderdale Schools are working with the council to produce individual school travel plans aimed at reducing the number of cars on the road. All the district's schools have adopted travel plans.

Water Quality



The Council is committed to ensuring that its operations do not damage water quality.

Council discharges to water are accepted under agreements with Yorkshire Water and wherever possible the discharges are well below the agreed levels.

- Council Markets use environmentally friendly cleaning materials.
- Council vehicle washing system ensures that oils do not enter the drain.
- Calderdale Council has improved the arrangements for winter salt storage at Holme End Road, Mytholmroyd which has minimised the risk of salt entering the River Calder.

Waste Management

Council office waste

The Council runs a waste recycling scheme for many of its offices, depots, libraries and schools. This has reduced the amount of rubbish sent to landfill.

Excluding parks and street cleaning, between April 2010 and March 2011 the organisation sent an estimated 1,636 tonnes of waste to landfill which is a 21% reduction on the previous year.

Council waste sent to landfill (tonnes)

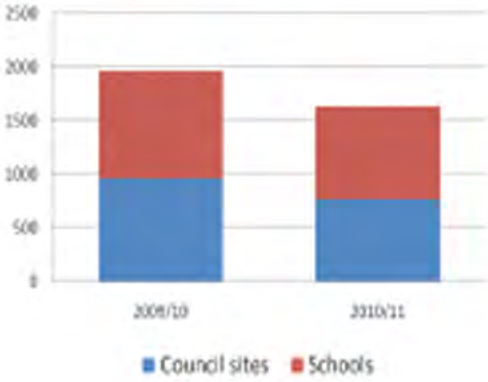

Waste Management continued...

Household waste

Calderdale's new improved recycling service introduced in 2009 has achieved record levels of recycling: up from around 25% in 2008-9 to over 40% in 2009/10. With the increase in recycling at Household Waste Centres less than half of our waste is now going to landfill.

To find out when your collection days are call **0845 245 7000** or go to **www.recycleforcalderdale.org** The graph below shows that Calderdale Householders (hh) are throwing away less waste. Reducing from 78,909 tonnes in 2009/10 to 77,967 tonnes in 2010/11.

Total hh waste arising and recycled

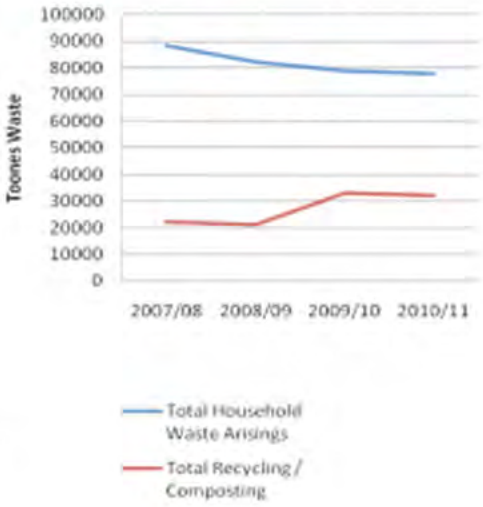

Raw Materials

Water

Water consumption is an essential element of Calderdale's operation including swimming pools, care homes and vehicle fleet washing. Between April 2010 and March 2011 the council used 219,974 m3 of water and shows an increase from the previous year of 218,415 m3. The council has implemented water saving measures such as spray taps in Northgate House and improved Pool cleaning procedures to reduce the previous increase in water use. However further efforts are required and audit assessments have been carried out to identify additional savings.

Paper

Paper is a significant resource for the council and in the year 2010/11 the council has used 24,187 reams of paper reams of paper through its main suppliers. This amounts to a 3% decrease on the previous year (24,935). Measures such as new printers have been introduced to reduce misprints and unwanted copies.

The council has raised the level of recycled paper purchased through the main suppliers to 61% which is an increase from 38% in 2009/10.

Biodiversity

Over a quarter of Calderdale (10,529 hectares) is designated as being of international biodiversity importance.

Calderdale Council is developing partnerships to deliver improvements in the West and South Pennines and also across the Leeds City Region.

The Council also is in the process of designating and managing wildlife areas as 'Local Wildlife Sites' which will improve their protection in the planning system.

The number of sites of ecological importance within the district that are in positive conservational condition has risen over the last year from 34% to 40%.



Environmental Performance

The council has introduced a set of performance indicators to help track improvement. The table below shows the core indicators. The table also illustrates whether recent performance is moving in the right direction when compared with the 2008/09 figure (trend).

Core Indicator	Indicator details	2007/08	2008/09	2009/10	Trend
Energy efficiency	Council Energy Use (including schools) (Megawatt Hours)	98,326	94,659	96,378	
Emissions	CO2 emissions from the Council's operations (Tonnes)	62,995	63,087	63,017	
	Per capita CO2 emissions in the district (Tonnes)	6.8 per capita	6.1 per capita	No Data	
Material efficiency	Paper Use (Reams of paper purchased from main supplier)	No Data	24,935	24,187	
Waste	Household waste recycled (% of total waste)	25.84	42.03	41.07	

Environmental Performance cont...

Core Indicator	Indicator details	2007/08	2008/09	2009/10	Trend
Waste	Total Household waste (Tonnes)	82,347	78,909	77,967	
	School & Council waste (excluding park & street) sent to landfill (Tonnes)	No Data	1,966	1,637	
	Parks & Street waste sent to landfill (Tonnes)	6426	3560	5710	
Water	Water Use (m3)	230,206	218,415	219,974	
Bio - diversity	Proportion of local sites identified as being of ecological importance that are in positive conservational condition (%)	17%	34%	40%	

The information within this report meets the requirements of EC Regulation 1221/2009 and the organisation has been registered under the Eco Management and Audit Scheme (Registration Number UK-000177).

Contacts

For further environmental information and a copy of the full statement contact:

Environmental Management team
Planning Services
Northgate House
Halifax HX1 1UN

T: **01422 392250**
E: **environment@calderdale.gov.uk**
W: **www.calderdale.gov.uk**

For information and support on domestic energy efficiency contact:

Housing Energy Action Team
T: **0845 245 6000**
W: **www.calderdale.gov.uk/housing/energy-efficiency**



EMAS
Verified environmental management
REG.NO. UK-800177

ONE DIFFERENT EVERYONE MATTERS

If you would like this information in another format or language, please contact:

01422 392866

আপনি যদি এই তথ্য অন্য কোন মাধ্যম অথবা ভাষায় চান তাহলে দয়া করে যোগাযোগ করুন ঃ

اگر آپکو یہ معلومات کسی دوسری زبان
یا شکل میں چاہیئے تو رابطہ کریں:

Calderdale Council
Environmental Management Unit
Planning Services
Northgate House
Halifax
HX1 1UN

Tel: 01422 392250
Email: environment@calderdale.gov.uk
Website: www.calderdale.gov.uk

Printed on 75% reclaimed paper diverted from the waste stream and produced at a mill certified ISO14001